


TP660P

Peak Power:235-255Wp

MODULE CHARACTERISTICS

- Plus Only Power Tolerance: 0-+5W
- High Mechanical Load Strength:
 - Product to Withstand High Wind Loads (2400Pa) and High Snow Loads (5400Pa) in Accordance with IEC 61215
- Fully Automated Production Line:
 - Better Soldering
 - Better Cell Spacing Tolerance: $\pm 0.3\text{mm}$
 - Better and More Consistent Product Quality



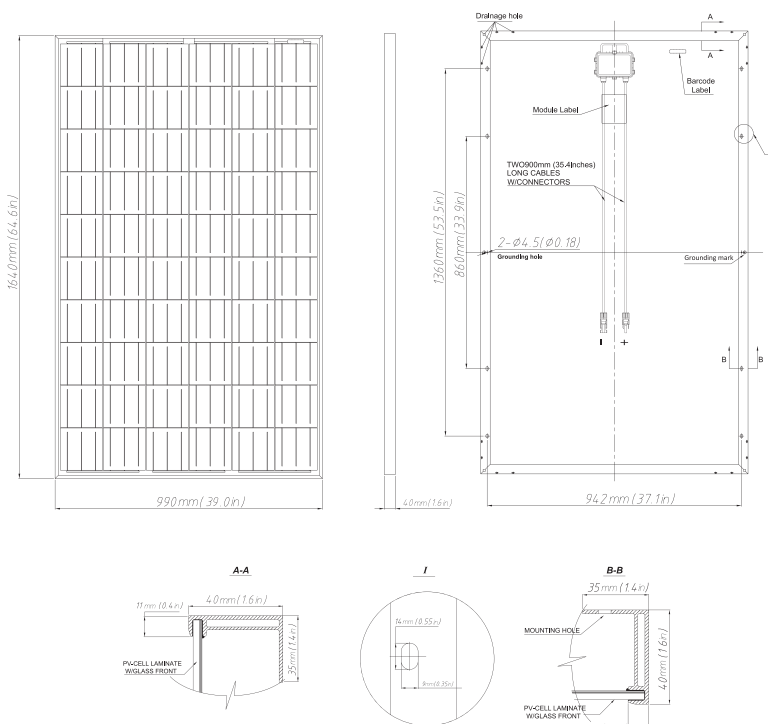
ELECTRICAL PARAMETERS* TP660P

MODEL	235	240	245	250	255
Maximum Rated Power at STC	235W	240W	245W	250W	255W
Voltage at Maximum Power (Vmp)	29.5V	29.7V	30.1V	30.3V	30.4V
Current at Maximum Power (Imp)	7.97A	8.08A	8.14A	8.25A	8.39A
Open Circuit Voltage (Voc)	36.8V	36.9V	37.1V	37.3V	37.5V
Short Circuit Current (Isc)	8.59A	8.62A	8.65A	8.69A	8.73A
Module Efficiency $\eta_m(\%)$	14.5	14.8	15.1	15.4	15.7
Power Tolerance	0-+5W				
Temperature Coefficient	Pmax		-0.45%/°C		
	Voc		-0.35%/°C		
	Isc		+0.05%/°C		
	NOCT		45 \pm 2°C		

* STC: 1000 w/m², 25 °C, AM 1.5



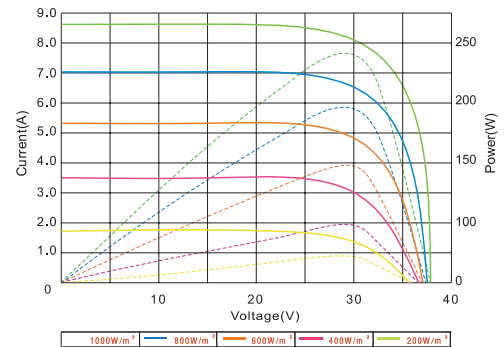
TECHNICAL DRAWINGS



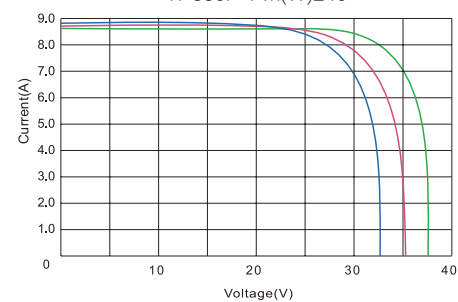
I-V CURVE

Output under different radiation and temperature conditions.

Electrical Performance
(Cell Temperature: 25°C)



TP660P Pm(W)240



DIMENSIONS

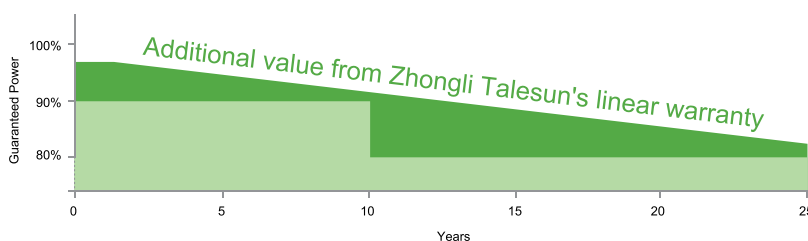
Cell Type	Poly Crystalline
Cell Dimensions	156 × 156mm(6inch)
Cell Arrangement	60 (6 × 10)
Weight	20kg(44.1lbs)
Module Dimensions	1640 × 990 × 40mm(64.6 × 39.0 × 1.6inch)
Cable Length	900mm(35.4inch)
Cable Cross Section Size	4mm ² (0.006sq.in)
No. of Bypass Diodes	3/6
Packing Configuration	25 Per Pallet
Frame	Anodized Aluminium Alloy
Junction Box	IP 65 Rate

OPERATING CONDITIONS

Maximum System Voltage	1000V/DC(IEC)
Operating Temp.	-40°C -- +85°C
Maximum Series Fuse	15A
Static Loading	5400pa
Conductivity at Ground	0.1 Ω
Safety Class	II
Resistance	≥ 100M Ω
Connector	MC4 Compatible

WARRANTY

Product Quality Warranty: 10 years



Performance as Set Forth Below:

- During the first year, TALESUN guarantees the actual power output of the module will be no less than 97% of the labeled power output.
- From year 2 to year 24, the actual annual power decline will be no more than 0.7%; by the end of year 25, the actual power output will be no less than 80% of the labeled power output.

CERTIFICATIONS & STANDARDS

IEC61215, IEC61730, UL1703, IEC 61701



Bldv. Puerta del Sol No. 1222 Local 8 Colinas de San Jerónimo C. P. 64630 Monterrey, Nuevo León

Tel. (818) 47 80 290

Correo electrónico info@Enerwork.com

Nextel. (811) 80 31 553

Página Web <http://www.Enerwork.com>

